

Colors & Finishes

Water management







Options

Delivery




Liquid Paint - High-performance epoxy primer + two-component polyurethane paint and varnish

Liquid paint offers a high-quality, long-lasting, UV-resistant finish. It also offers great flexibility in the choice of colours and finishes :

Colors			All standard RAL colors. Other shades available on request, by counter-typing your sample.		The RAL color chart is not brand-specific. You can find it in DIY and paint shops, on sale and on the internet (see illustration below).		Color rendering on screen or in print is not always faithful to reality. It is preferable to consult a standardised paper colour chart.		-
Varnish		Choose your varnish finish: Matt, Micronised (also known as Sanded), Satin or Gloss.	Matt is inherently more fragile. Micronised finish, because of its relief, is less sensitive to scratches but cleaning is a little more difficult (finish often used in street furniture).	Depending on the background colour, matt or micronised finishes may lighten the shade slightly. Special case: Gloss varnish on a very dark shade - Consult us.	-				



Matte Varnish
Beautiful velvety effect
More fragile, more delicate maintenance
Slightly lightens the shade



Micronised varnish (sanded)
Textured effect contains small grains
More scratch-resistant
Can lighten the colour slightly



Satin Varnish
A must-have !
A classic, consensual finish



Gloss Varnish
Beautiful mirror effect
Not recommended for too dark shades

SOP-PZC
Zinc Patina



Hand-patinated finish imitating the look of zinc.
With satin-finish varnish.

As patinas are the result of the work of the applicator, they vary infinitely and can never be reproduced identically. The illustration opposite and the photos shown on our websites and catalogues are for information purposes only.

+ 40 to 100 € excl. tax/U
depending on size

Powder coating

Powder coating is a specific sheet metal technique that we offer as an alternative to our liquid paints. It offers the advantage of good scratch resistance, making it the ideal finish for street furniture applications.



Colors



Standard RAL colors.
Some specific colors (*), outside the RAL color chart, are also available on request.


For your choice of RAL, please consult a noamalised paper color chart, available in paint shops and on the internet - Please contact us.

The feasibility of certain colors or finishes that are more difficult to source will depend on the surface areas and quantities to be treated - Please contact us.

Finishes



Choose your finish: Matt, Fine Structure (also known as Micronised or Textured), Satin or Gloss.




Matt finish

Beautiful velvety effect / More fragile
More delicate maintenance
Slightly lightens the shade




Fine Structure finish

Textured effect, contains small grains
More scratch-resistant
Can lighten the colour slightly



Satin finish

A must-have !
A classic, consensual finish



Gloss finish

Beautiful mirror effect
Not recommended for shades that are too dark

MARS 2525

Specific color (*)



Specific finish : Rusted appearance
(CORTEN® steel type)

This powder-coated finish imitates the rusted look of steel without the disadvantages of Corten, which can stain floors.

RAL 1000 Green Beige	RAL 1001 Beige	RAL 1002 Sand Yellow	RAL 1003 Signal Yellow	RAL 1004 Golden Yellow	RAL 1005 Honey Yellow
RAL 1006 Maize Yellow	RAL 1007 Daffodil Yellow	RAL 1011 Brown Beige	RAL 1012 Lemon Yellow	RAL 1013 Oyster White	RAL 1014 Ivory
RAL 1015 Light Ivory	RAL 1016 Sulfur Yellow	RAL 1017 Saffron Yellow	RAL 1018 Zinc Yellow	RAL 1019 Grey Beige	RAL 1020 Olive Yellow
RAL 1021 Colza Yellow	RAL 1023 Traffic yellow	RAL 1024 Ochre Yellow	RAL 1027 Curry	RAL 1028 Melon Yellow	
RAL 1032 Broom Yellow	RAL 1033 Dahlia Yellow	RAL 1034 Pastel Yellow	RAL 1037 Sun Yellow		
RAL 2000 Yellow Orange	RAL 2001 Red Orange	RAL 2002 Vermilion	RAL 2003 Pastel Orange	RAL 2004 Pure Orange	RAL 2008 Bright Red Orange
RAL 2009 Traffic Orange	RAL 2010 Signal Orange	RAL 2011 Deep Orange	RAL 2012 Salmon Orange		
RAL 3000 Flame Red	RAL 3001 Signal Red	RAL 3002 Carmine Red	RAL 3003 Ruby red	RAL 3004 Purple Red	RAL 3005 Wine Red
RAL 3007 Black Red	RAL 3009 Oxyde Red	RAL 3011 Brown Red	RAL 3012 Beige Red	RAL 3013 Tomato Red	RAL 3014 Antique Pink
RAL 3015 Light Pink	RAL 3016 Coral Red	RAL 3017 Rose	RAL 3018 Strawberry Red	RAL 3020 Traffic Red	RAL 3022 Salmon Pink
RAL 3027 Raspberry Red	RAL 3028 Pure Red	RAL 3031 Orient Red			
RAL 4001 Red Lilac	RAL 4002 Red Violet	RAL 4003 Heather Violet	RAL 4004 Claret Violet	RAL 4005 Blue Lilac	RAL 4006 Traffic Purple
RAL 4007 Purple Violet	RAL 4008 Signal Violet	RAL 4009 Pastel Violet	RAL 4010 Telemagenta		

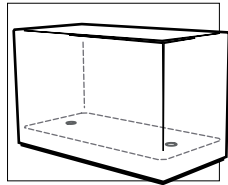
RAL 5000 Violet Blue	RAL 5001 Green Blue	RAL 5002 Ultramarine Blue	RAL 5003 Sapphire Blue	RAL 5004 Black Blue	RAL 5005 Signal Blue
RAL 5007 Brilliant Blue	RAL 5008 Grey Blue	RAL 5009 Azure Blue	RAL 5010 Gentian Blue	RAL 5011 Steel Blue	RAL 5012 Light Blue
RAL 5013 Cobalt Blue	RAL 5014 Pigeon Blue	RAL 5015 Sky Blue	RAL 5017 Traffic Blue	RAL 5018 Turquoise Blue	RAL 5019 Capri Blue
RAL 5020 Ocean Blue	RAL 5021 Water Blue	RAL 5022 Night Blue	RAL 5023 Distant Blue	RAL 5024 Pastel Blue	

RAL 7000 Squirrel Grey	RAL 7001 Silver Grey	RAL 7002 Olive Grey	RAL 7003 Moss Grey	RAL 7004 Signal Grey	RAL 7005 Mouse grey
RAL 7006 Beige Grey	RAL 7008 Khaki Grey	RAL 7009 Green Grey	RAL 7010 Tarpaulin Grey	RAL 7011 Iron Grey	RAL 7012 Basalt Grey
RAL 7013 Brown Grey	RAL 7015 Slate Grey	RAL 7016 Anthracite Grey	RAL 7021 Black Grey	RAL 7022 Umbrage Grey	RAL 7023 Concrete Grey
RAL 7024 Graphite Grey	RAL 7026 Granite Grey	RAL 7030 Stone Grey	RAL 7031 Blue Grey	RAL 7032 Pebble Grey	RAL 7033 Cement Grey
RAL 7034 Yellow Grey	RAL 7035 Light Grey	RAL 7036 Platinum Grey	RAL 7037 Dusty Grey	RAL 7038 Agate Grey	RAL 7039 Quartz Grey
RAL 7040 Window Grey	RAL 7042 Traffic Grey A	RAL 7043 Traffic Grey B	RAL 7044 Silk Grey	RAL 7045 Telegrey 1	RAL 7046 Telegrey 2
RAL 7047 Telegrey 4					
RAL 8000 Green Brown	RAL 8001 Ochre Brown	RAL 8002 Signal Brown	RAL 8003 Clay Brown	RAL 8004 Copper brown	RAL 8007 Fawn Brown
RAL 8008 Olive brown	RAL 8011 Nut Brown	RAL 8012 Red Brown	RAL 8014 Sepia Brown	RAL 8015 Chestnut Brown	RAL 8016 Mahogany Brown
RAL 8017 Chocolate Brown	RAL 8019 Grey Brown	RAL 8022 Black Brown	RAL 8023 Orange Brown	RAL 8024 Beige Brown	RAL 8025 Pale Brown
RAL 8028 Terra Brown					
RAL 9001 Cream	RAL 9002 Grey White	RAL 9003 Signal White	RAL 9004 Signal Black	RAL 9005 Jet Black	RAL 9006 White Aluminium
RAL 9007 Grey Aluminium	RAL 9010 Pure White	RAL 9011 Graphite Black	RAL 9016 Traffic White	RAL 9017 Traffic Black	RAL 9018 Papyrus White



For liquid paint, choose freely from all these RAL colours. For powder coating, feasibility must be checked for the less common RAL colours (feasibility depends on quantities).

Colour rendering on screen or in print is not always faithful to reality. It is preferable to consult a standardised paper colour chart.



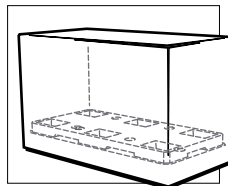
Draining base

Non-watertight bottom with drainage of excess water under the planter.

Allows good drainage of rainwater and watering water, as well as good ventilation of the root ball : the ideal solution for your outdoor planters.

For outdoor use only.
For indoor use, use a watertight base or a system with a water reserve (SAR range).

-



Water reserve with Horticultural System

Allow to create a water reserve integrated into the drainage layer. Drainage of water overflow under the planter.

Provides a simple, versatile water reservoir with no aesthetic impact, while ensuring good ventilation.

Plan to add an optional horticultural system :
SOP - SH , SOP - SH40 or SOP - SH60.

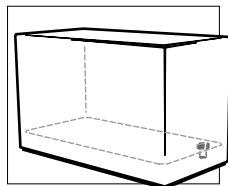
Depending on capacity:
SOP-SH : 40 € excl. tax/u
SOP-SH40 : 50 € excl. tax/u
SOP-SH60 : 60 € excl. tax/u

Water reserve with Integrated saucer

A watertight saucer ensures a large water reserve capacity until overflow under the tray.

Maintains a ventilated drainage layer while ensuring exchange with the wetland.

See SAR range



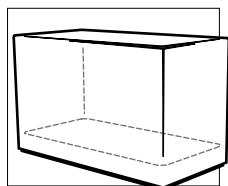
Evacuation to a bulkhead feedthrough

Watertight bottom with targeted overflow drainage via a bulkhead feedthrough. With or without water reserve.

Ideal when water drainage needs to be controlled. Allows excess water to be discharged at the specified point. Can be connected to a network.

More prone to clogging over time; where possible, prefer a draining base.

SOP-TCL option
Quotation on request



Watertight base

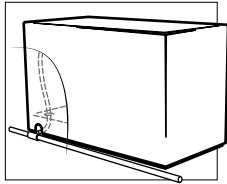
Watertight base for indoor planters or for green wall retention bins.

Prevents dirty water from being discharged. To control your watering, use the Water Level Indicator option. (🔗 SOP-INE).

For indoor use only.

Quotation on request

Depending on the product range, all options may not be compatible, or they may be offered as standard in some ranges - please contact us.



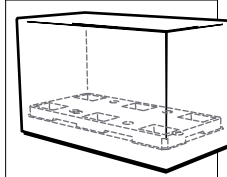
Perfos

Provisions for the passage of watering and lighting networks.

We can adapt the planters to suit your needs: perforations, cut-outs, watertight rising, etc.

Contact us when placing your order

—



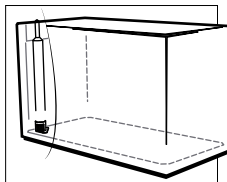
**SOP-SH
SOP-SH40
SOP-SH60**

Horticultural System
** not required in the SAR range*

Drainage system with water reserve :
IOP-SH: reserve 5L/m² - Expanded Polystyrene sheet - 40 mm thick / **IOP-SH40:** reservoir 8.7L/m² or 16L/m² depending on direction of installation - Recycled HDPE sheet - 40mm thick / **IOP-SH60:** 6cm of reserve approx. 23L/m² filled with aggregate; Recycled HDPE sheet - 60mm thick.

SOP-SH and SOP-SH40 replace the drainage layer based on clay balls / pozzolan... Cover with a geotextile before adding the substrate.
SOP-SH60 must be filled with aggregate (approx. 45l/m²), can be combined with the SOP-INE water level indicator.

Depending on capacity:
SOP-SH : 40 € excl. tax/u
SOP-SH40 : 50 € excl. tax/u
SOP-SH60 : 60 € excl. tax/u



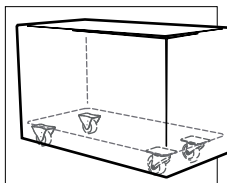
SOP-INE
40 / 50 / 60 / 90 /
80 / 90 / 100

Water level indicator

For planters with a watertight bottom. The float indicates the water level at the bottom of the pot. So you can control watering.

Suitable for indoor planters with a watertight base, or outdoor planters with an integrated water reserve saucer (SAR range), or with the option SOP-SH60.

25 to 43 € excl. tax/u
depending on height



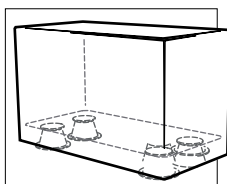
SOP-RL
50 / 65 / 75 / 100FC...

Fitting on handling castors

Concealed under the planter, the castors are invisible. They allow the planter to be moved occasionally. Concealed, the castors cannot be fitted with brakes. If necessary, add the Retractable Brake Foot option: SOP-PEF or choose visible castors with brakes.

Can only be used on level, smooth, firm ground.
Beware of the risk of instability on planters < 40 cm wide.
Check compatibility with intended use; contact us.

110 to 220 € excl. tax/u
depending on size
If SOP-PEF :
+ 80 to 100 € excl. tax/u
depending on size



SOP-PLOT
40-55 / 85-140 ...

Fitting on adjustable pedestals
** offered as standard on the SPA range*

For plumb installation with distributed load. Allows water to circulate under the planter and also to adjust the alignment of plant containers laid in linear.

Suitable for planters ≥ 40cm wide.
Available adjustment ranges: 15 or 55 mm.
Others on request.

55 to 90 € excl. tax/u
depending on stds amplitudes
(Other on request)



SOP-PR





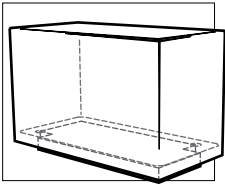
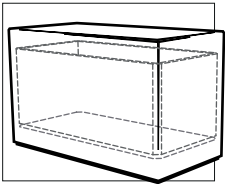

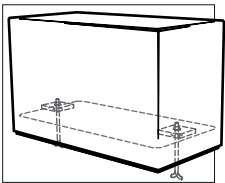
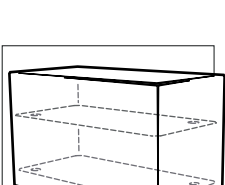

Fitting on adjustable feet
** offered as standard on the SBA range*

For installation on a sloping floor.

Replaces SOP - PLOT option on planters < 40 cm wide.

120 to 180 € excl. tax/u
depending on size

Depending on the product range, all options may not be compatible, or they may be offered as standard in some ranges - please contact us.

				
	SOP-PSX Installation on XPS panel	Installed on an extruded polystyrene load-distribution pads. Prevents punching when installed directly on waterproofing.	Check the load capacity per m ² .	<i>* Offered as standard in the SAS and SAA ranges</i>
	SOP-ISOL Insulating of vertical walls (XPS)	By its very nature, sheet metal has a high heat exchange coefficient. Vertical wall insulation may be recommended in regions with high levels of sunshine.	Double-skinned solutions from the SPA or SBA ranges offer good thermal insulation thanks to their design.	40 to 120 € excl. tax/u depending on format
	SOP-DPV Drainage of vertical walls (ENKADRAIN® B10 or similar)	Protection of the vertical walls is recommended on all sheet metal planters for improved longevity. Enkadrain® B10 geocomposite consists of a three-dimensional filamentous drainage layer combined with a filtration geotextile to prevent clogging.	This draining interface isolates the walls of the planter from the growing zone, preventing interaction with this aggressive environment. It provides mechanical protection and creates an air space over the entire surface of the tray, limiting heat exchange and promoting aeration of the substrate.	20 to 100 € excl. tax/u depending on format
	SOP-TES Hole for anchoring	Allows a ground anchored threaded rod to be passed through and fixed to the bottom of the planter.	Please note that even when sealed, our products are "furniture". They cannot be considered as constituent part of a building.	-
	SOP-TEL Hole for side fixing	For fixing planters to each other or to the wall.		
	SOP-PSE Reduction in useful height by filling in (EPS)	Reduces soil volume and weight when plants do not require the full volume.	Solution proposed for ranges where it is not possible to raise the base: SAS, SAA. <i>* not required in the SAR range</i>	Cost depending size of planter and height to be filled



PSM

Made-to-measure pallet for the packaging of large garden containers.



When packing is not possible on standard pallets: 80x120 / 100x120 or 120x120



The delivery point must be accessible for a truck (12-19To/40m3). Delivery from monday to Friday, at the day, without specific schedule. Pallets are unloaded next to the lorry. Delivery does not include the installation of products.



€ 15 Excl. Tax / Pallet

Delivery by courier



Kerbside delivery by lorry equipped with a tailgate for unloading pallets next to the lorry.


Delivery by courier is possible for up to three 80x120 pallets or two 120x120 pallets; over that, delivery is by freight.

Price on demand
(varies according to destination, weight and volume of delivery)

Delivery by freight



Kerbside delivery by tractor-trailer without unloading. Delivery date and time slot will be specified.

For deliveries of more than 2-3 pallets.  If you do not have your own means of unloading, ask for the tailgate option!

The delivery point must be accessible for a tractor-trailer (80m3). You must provide your own means of unloading (platform, loader, manuscopic, crane, etc.)

Price on demand
(varies according to destination, weight and volume of delivery)

Tailgate option

For freight deliveries: lorry equipped with a tailgate for unloading pallets next to the vehicle.

If you do not have a forklift, think about asking for delivery by a lorry equipped with one.

For deliveries by courier: € 0
By freight, to mainland France: € 50 Excl. tax / lorry
By freight, outside mainland France: approx. € 150 - 200 Excl. tax / lorry

Delivery date on appointment

For deliveries by courier: an SMS is sent asking you to call the carrier to fix a time.

Ideal if there is not always somebody around at the location to take delivery.

Check your messaging service! You will be automatically contacted by SMS ; it's up to you to call back the carrier. Fixing a date involves an additional delay of at least 24 hours ; and an all-day availability (no specific time slot).

€ 0

Scheduled delivery

For delivery on a specified date.

Once your order is ready to be dispatched, specify your desired delivery date.

Minimum request 72 hours in advance. Delivery round on the day; fixed times are not possible.

+ 50 %

ATTENTION

All deliveries are made from monday to friday. The pallets unloading is included only with a "delivery by courier" or with "tailgate option". In that case, pallets are unloaded next to the lorry. Depalletization, handling up to the installation site, unpacking and putting into service of the products are not included in the delivery service. The carriers are not responsible for nonreturnable pallets and packaging waste.

The feasibility of non-standard delivery has to be study and costing from a service provider.